

A close-up, low-angle photograph of the metal fins of a fan coil unit. The fins are arranged in a grid pattern and are illuminated from the side, creating a strong sense of depth and texture. The background is a dark blue gradient with a light green vertical bar on the right side.

Fan Coils

Venkon

Venkon

Only quieter when it's off.



Advantages



Überblick




Details




Control



Performance



Dimensions



Contact


KAMPMAN
Genau mein Klima.

The quietest on the market

This means that your new Venkon meets the expectations for a quiet working environment. Peace and quiet so that you can focus on important matters.

Cutting-edge technology with KaControl

Achieve maximum energy efficiency with KaControl room automation. KaController with a push-turn dial or additional keys for quick access. Use as a single room controller or networked to a building management system.




EC technology: An ace up your sleeve

The new EC technology is a revolution in electronic drive technology. It considerably enhances DC motor technology even at low output ranges.

Create space

Only Kampmann GmbH provides you with fan coil units that blend into the room and do not dominate it – in suspended ceilings, hotel casings or sill-line casings. Free-standing casings are of course also available.



Hygiene certified

The Venkon stands out with first-rate filter classes, closed-cell surfaces and optimum cleaning options, amongst other things, in accordance with VDI 6022.

Perfect interplay

Complex system solutions are in safe hands with us. This means that you can enjoy a wonderful feel-good climate and become a successful energy saver.



Venkon at a glance



- 1 Anti-twist device for heating connection
- 2 Valve kit
- 3 Condensate pump
- 4 AC or EC fan
- 5 Controller in electrical housing
- 6 High-performance convector
- 7 Condensate tray
- 8 Filter



Advantages



Überblick




Details



Control



Performance



Dimensions



Contact




Start

KAMPMAN
Genau mein Klima.



Anti-twist device for pipe connections

- ▶ prevents damage to the convector when tightening the valves
- ▶ valves (optional)



High-performance convector

- ▶ a proven combination of copper/aluminium
- ▶ optimised for enhanced air flow and heat/cooling discharge



Advantages



Überblick




Details



Control



Performance



Dimensions




Contact



Start

KAMPMAN
Genau mein Klima.



AC or EC fan

- ▶ for uniform convector airflow at low sound emissions



Controller in electrical housing

- ▶ wired ready for connection
- ▶ easily accessible for maintenance




Advantages



Überblick




Details



Control



Performance



Dimensions




Contact



Start

KAMPMAN
Genau mein Klima.



Condensate tray

- ▶ can be removed easily for maintenance



Filter

- ▶ maintenance-friendly access



Advantages



Überblick




Details



Control



Performance



Dimensions



Contact



Start

KAMPMANN
Genau mein Klima.



Valve kit (optional)

- ▶ waterside connection for ease of installations



Condensate pump (optional)

- ▶ for the drainage of condensate
- ▶ with float switch



Advantages



Überblick




Details



Control



Performance



Dimensions



Contact



Start

KAMPMANN
Genau mein Klima.

Controller models



KaControl room automation

- ▶ factory-fitted KaControl technology to set up complete networked systems based on a KaControl control system
- ▶ interfaces for BACnet* or ModBus building automation as an optional plug-in unit
- ▶ 0–10V analogue input to control the fan and valve via a single data point
- ▶ room control unit design with intuitive user guidance
- ▶ integrated timer programme

* Web server integrated



Electromechanical control

- ▶ surface-mounted room thermostat
- ▶ 3-stage or automatic fan control
- ▶ heating/cooling changeover with 2-pipe systems

Clock thermostat, flush-mounted

- ▶ electromechanical control
- ▶ illuminated display
- ▶ integral room temperature sensor
- ▶ heating/cooling changeover with 2-pipe systems



Advantages



Überblick




Details



Control



Performance



Dimensions



Contact



Start

KAMPMAN
Genau mein Klima.

Performance data


Size	Model	Air flow volume	Sound pressure level ¹⁾	Cooling output ²⁾		Heat output ³⁾	
				2-pipe	4-pipe	2-pipe	4-pipe
		[m³/h]	[dB(A)]	[kW]		[kW]	
1	AC	125–530	< 20–49	0,9–2,8	0,9–2,5	2,0–7,3	1,8–4,8
	EC	140–370	< 20–41	1,0–2,2	1,0–2,0	2,3–5,4	2,0–3,9
2	AC	140–540	< 20–47	1,0–3,3	1,0–3,0	2,3–7,9	2,1–5,7
	EC	145–420	< 20–41	1,1–2,7	1,1–2,5	2,4–6,3	2,2–4,8
3	AC	240–705	< 20–47	1,8–4,4	1,8–4,0	3,9–10,3	3,5–7,3
	EC	200–560	20–39	1,6–3,7	1,5–3,4	3,3–8,4	3,0–6,4
4	AC	260–750	< 20–46	2,0–4,9	2,0–4,6	4,2–11,2	3,9–8,2
	EC	220–600	20–39	1,7–4,1	1,7–3,9	3,6–9,2	3,3–7,2
5	AC	275–800	< 20–45	2,0–5,0	2,0–4,6	4,5–11,9	4,0–8,9
	EC	240–650	20–39	1,8–4,2	1,8–4,0	3,9–9,9	3,6–7,8
6	AC	350–1230	25–50	2,6–7,2	2,5–6,6	5,7–17,65	5,1–12,3
	EC	380–990	23–43	2,8–6,2	2,7–5,7	6,1–14,7	5,5–10,8
7	AC	460–1510	26–50	3,5–9,5	3,5–8,7	7,5–22,1	6,8–15,8
	EC	430–1230	23–42	3,4–8,1	3,3–7,6	7,0–18,5	6,4–14,0

¹⁾ Sound pressure data: room size 100 m³, reverberation time 0.5 seconds, sound absorption 8 dB(A) ²⁾ Cooling outputs at LPCW 7/12 °C, t_{L1} = 27 °C and 50 % rel. humidity ³⁾ Heat outputs at LPHW 75/65 °C, t_{L1} = 20 °C

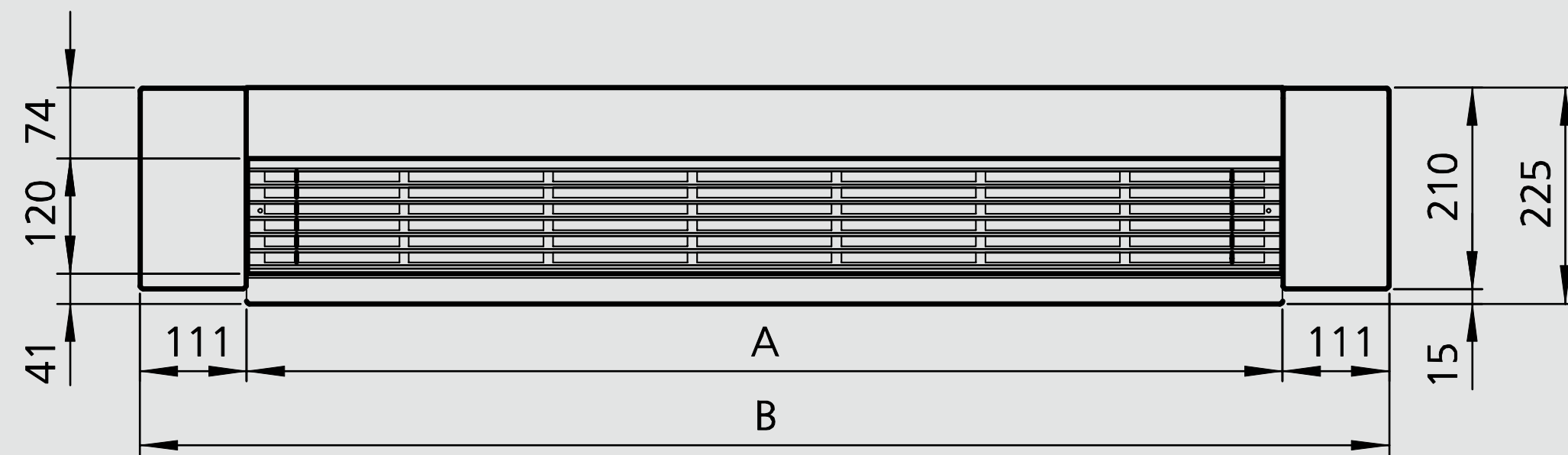


Dimensions

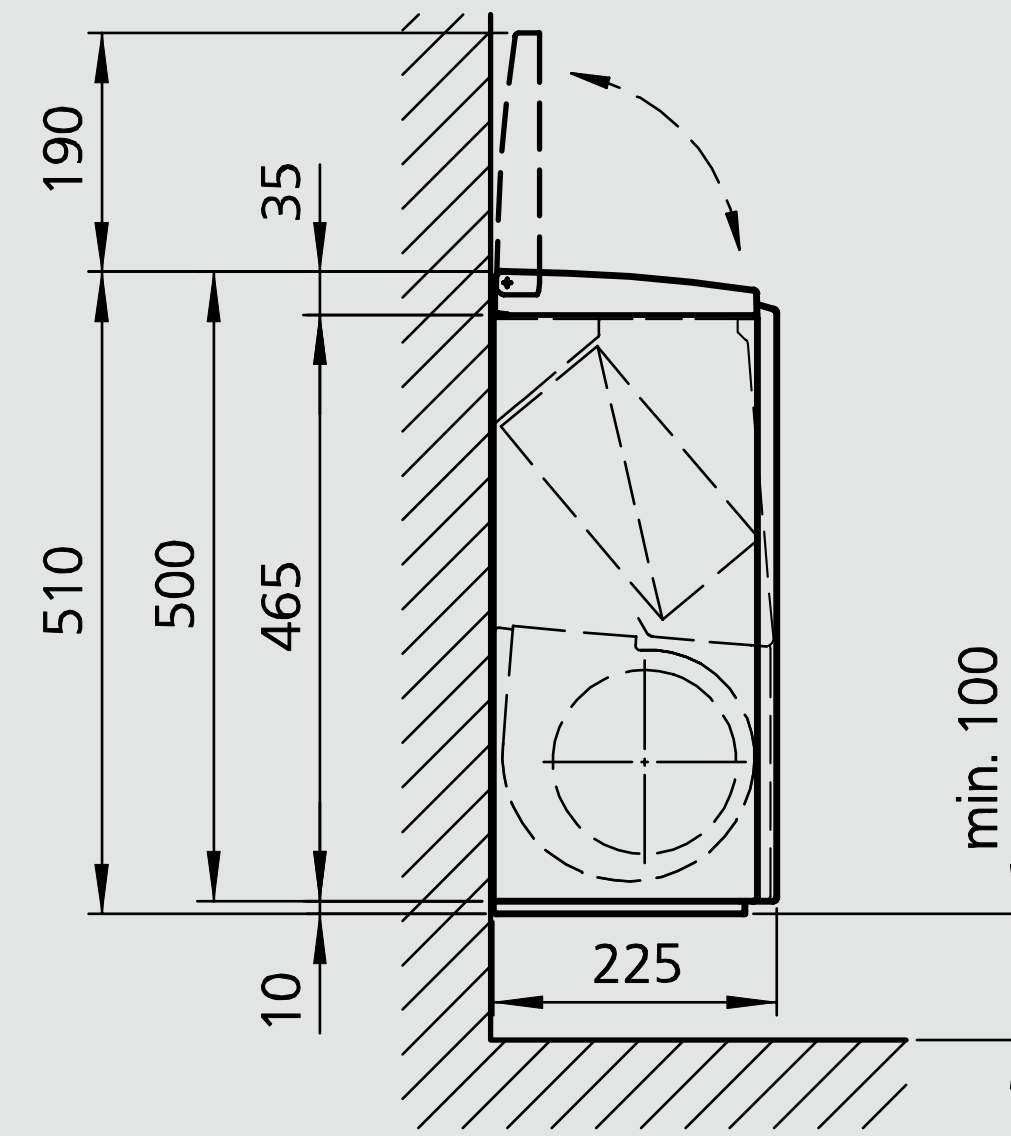
Venkon recirculating air unit, standard wall-mounted model



Front view



Top view



Side view

Size		1	2	3	4	5	6	7
A	[mm]	628	778	928	1078	1228	1378	1778
B	[mm]	850	1000	1150	1300	1450	1600	2000




Benefits for you!

Kampmann offers you the following service benefits:

- ▶ on-site consultation
- ▶ system solutions
- ▶ diverse sampling
- ▶ planning support
- ▶ detailed discussions
- ▶ measurement assistance
- ▶ training
- ▶ After Sales Service

Find your contact person here:
[Kampmann.co.uk/contact](https://www.kampmann.co.uk/contact)



Best solutions. Best support.



Kampmann.co.uk

Kampmann GmbH


Friedrich-Ebert-Str. 128–130
49811 Lingen (Ems)
Germany

Kampmann UK Ltd.

Dial House, Govett Avenue
Shepperton, Middlesex, TW17 8AG
Great Britain

T +49 591 7108-0
F +49 591 7108-300
E info@kampmann.de
W Kampmann.de

T +44 1932 228592
F +44 1932 228949
E info@kampmann.co.uk
W Kampmann.co.uk



Advantages



Überblick



Details



Control



Performance



Dimensions



Contact



Start

